




INNOVATORS IN BRUSH TECHNOLOGY

SPECIALTY DIESEL BRUSHES



BRUSH RESEARCH
MANUFACTURING

Brush Research Manufacturing is proud to offer one of the most complete lines of Specialty Automotive Brushes on the market today. This unique collection includes brushes for Cummins Group, Detroit Diesel, Caterpillar and International Harvester. Our custom diesel brushes assure a superior rebuild with a minimum of labor. BRM brushing tools set the standard for quality and long life.

www.brushresearch.com

CUSTOM BRUSHES FOR DIESEL

Specialty Diesel brushes are used to remove rust, carbon deposits and dirt and are designed for efficient, thorough cleaning. Our specialty brushes are designed for injector, copper cleaning, seat cleaning, injector cup and plunger bore applications. Surfaces are cleaned and polished to ensure perfect seating and sealing. Specialty diesel brushes from BRM are a valuable, labor saving tool for diesel rebuilders and mechanics.

CUMMINS BRUSHES



NH1



V861



JC1



L1



NH2



V862



JC2



L2



NH3N



L3N



V863



JC3



L3



PTD1



PTD2



PTB1

INJECTOR BRUSHES

PART #	WIRE SIZE	MAJOR DIA.	BRUSH PART	OVERALL LENGTH
NH1	.005" SS	1.175"	1.500"	14.500"
V861	.006" SS	1.155"	2.125"	10.500"
JC1	.006" SS	1.200"	2.125"	10.500"
L1	.006" SS	2.050"	3.625"	12.000"

Stainless Steel wire with plastic handle to be used when changing injector while in truck. Removes rust, carbon deposits and dirt.

COPPER CLEANING BRUSHES

PART #	WIRE SIZE	MAJOR DIA.	BRUSH PART	OVERALL LENGTH
NH2	.006" SS	1.625"	4.250"	10.000"
V862	.006" SS	1.125"	2.125"	10.000"
JC2	.006" SS	1.350"	3.375"	10.000"
L2	.006" SS	2.250"	6.500"	12.000"

Stainless Steel wire cleans or polishes entire copper. Best used as a bench tool. Cut for power.

SEAT CLEANING BRUSHES

PART #	WIRE SIZE	MAJOR DIA.	BRUSH PART	OVERALL LENGTH
NH3N	.005" SS	1.175"	1.500"	8.500"
L3N	.008" SS	2.125"	1.750"	10.000"
V863	.010" CS	1.250"	2.125"	10.000"
JC3	.012" CS	1.500"	3.250"	10.000"
L3	.012" CS	2.500"	6.500"	12.000"

Carbon Steel wire to be used as a seat brush to ensure perfect seating of newly installed coppers. Cut for power.

INJECTOR CUP AND PLUNGER BORE BRUSHES

PART #	WIRE SIZE	MAJOR DIA.	BRUSH PART	OVERALL LENGTH
PTD1	.005" SS	0.975"	2.000"	10.500"
PTD2	.005" SS	0.312"	1.000"	6.500"
PTB1	.005" SS	0.375"	1.250"	6.500"

Clean injector cup retainers with .005 stainless steel wire. Brushes for injector cups are tapered style with a brass bridle.

DIESEL OVERHAUL BRUSHES

Specialty injector brushes are supplied with a handle and designed to be used when changing injectors while in the truck. Copper cleaning brushes, seat cleaning brushes and cavity seating brushes are supplied with a cut stem and designed to be run under power and are best used as a bench tool. Our overhaul selection includes brushes for oil line and gallery, valve guides and crankshaft oil holes. Efficient cleaning of critical surfaces reduces the time required for quality diesel engine overhaul and maintenance resulting in a satisfied customer. Custom requests for brushes not shown here are always welcome.

DETROIT DIESEL BRUSHES

DD1(149)



DD1(53/71/92)

DD2(149)



DD2(53/71/92)

DD3(149)



DD3(53/71/92)

DD3N

INJECTOR BRUSHES

PART #	WIRE SIZE	MAJOR DIA.	BRUSH PART	OVERALL LENGTH
DD1149	.006" SS	1.400"	2.750"	10.500"
DD153	.006" SS	1.000"	2.1875"	10.500"

Stainless Steel wire with plastic handle to be used when changing injector while in truck.

COPPER CLEANING BRUSHES

PART #	WIRE SIZE	MAJOR DIA.	BRUSH PART	OVERALL LENGTH
DD2149	.006" SS	1.625"	4.750"	10.000"
DD253	.006" SS	1.200"	3.750"	10.000"

Stainless Steel wire cleans or polishes entire copper. Best used as a bench tool. Cut for power.

SEAT CLEANING BRUSHES

PART #	WIRE SIZE	MAJOR DIA.	BRUSH PART	OVERALL LENGTH
DD3149	.012" CS	1.675"	5.000"	10.000"
DD353	.012" CS	1.300"	3.625"	10.000"
DD3N	.006" CS	1.750"	1.625"	8.500"

Carbon Steel wire to be used as a seat brush to ensure perfect seating of newly installed coppers. Cut for power.

CATERPILLAR BRUSHES



INJECTOR CAVITY SEATING BRUSHES

PART #	WIRE SIZE	MAJOR DIA.	BRUSH PART	OVERALL LENGTH
CAT1	.005" SS	0.900"	0.875"	10.500"
CAT2	.005" SS	0.625"	0.625"	10.500"

For Direct Injection Nozzles Cleaning Pre-Combustion Chambers of 1693, 333, 342, 345, 348, 353

PART #	WIRE SIZE	MAJOR DIA.	BRUSH PART	OVERALL LENGTH
SB1	.005" SS	0.250"	0.500"	10.500"
SB2	.005" SS	0.3125"	0.625"	10.500"

To clean the shoulder/washer area. Our two most popular sizes w/ brass bridles.

DIESEL ENGINE OVERHAUL BRUSHES

INTERNATIONAL HARVESTER



CRANKSHAFT OIL HOLES



VALVE GUIDE BRUSHES



WIRE SIZE	MAJOR DIA.	BRUSH PART	OVERALL LENGTH	PART NUMBER
.005" SS	0.500"	2.750"	10.500"	FB5
.005" SS	0.750"	2.1875"	10.500"	FB75

WIRE SIZE	PART DIA.	BRUSH PART	OVERALL LENGTH	PART NUMBER
6-12 Nylon	.3125"	2.000"	10.000"	CSN219
6-12 Nylon	.2187"	2.000"	10.000"	CSN312

WIRE SIZE	BRUSH DIA.	BRUSH PART	OVERALL LENGTH	PART NUMBER
.008" CS	0.3125"	2.500"	9.500"	VGC312
.008" CS	0.3437"	2.500"	9.500"	VGC344
.008" CS	0.3750"	2.500"	9.500"	VGC375
.008" CS	0.4375"	2.500"	9.500"	VGC438

OIL LINE, GALLERY BRUSHES

You can't have a clean engine with just a hot tank and an air hose with water. You need something to take out the old metal chips, the grinding compounds, the sludge and the dirt from the parts you can't see - the oil passageways. We use the finest-quality high-density 6-12 Nylon in our Nylon Brushes.

PART #	BRUSH DIA.	BRUSH PART	OAL	DESCRIPTION	PART #	BRUSH DIA.	BRUSH PART	OAL	DESCRIPTION
1	1/4"	2"	10"	Stiff brush for feed line holes	11C	1/4"	2"	10"	Same as #1 in CS wire
1a				Same as #1 with light fill	13C	5/16"	2 1/2"	12"	For cam bearing feed lines and valve guides
2	5/16"	2 1/2"	12"	For crankshaft holes & valve guides	14C	3/8"	2 1/2"	12"	For cam bearing feed lines and valve guides
2a				Same as #2 with light fill and					
3	3/8"	2 1/2"	12"	Same as #2	15	5/8"	3"	12"	For push rod holes
4	5/8"	3"	12"	For feed lines and main bearings	16	5/8"	3"	30"	For oil galleries
5	5/8"	3"	34"	Same as #4 with extra length	6C	3/4"	3"	12"	For larger size lifter holes
6	3/4"	3"	12"	For larger sizes of lifter bores	7C	3/4"	3"	34"	For main oil galleries
7	3/4"	3"	34"	For main oil galleries	8C	3/4"	3"	40"	For main oil galleries
8	3/4"	3"	40"	For main oil galleries	18	1 1/8"	3"	14"	For lifter holes
9	1 1/8"	3"	14"	For lifter holes	38C	3/8"	3"	34"	For oil galleries
38	3/8"	3"	34"	For oil galleries	44C	1/2"	2 1/2"	12"	Same as #41, but in CS wire
41	1/2"	2 1/2"	12"	For valve guides	45	1/2"	2 1/2"	34"	Same as #42, but in CS wire
42	1/2"	2 1/2"	34"	For main oil galleries	46C	1 1/4"	4"	12"	For tapered pin fitter
44	1/2"	2 1/2"	12"	Same as #41 with light fill/flex stem	47C	11/32"	2 1/2"	12"	For valve guides
46	1 1/4"	4"	12"	For tapered pin fitter	48C	13/32"	2 1/2"	12"	For valve guides
47	11/32"	2 1/2"	12"	For valve guides	49C	7/16"	2 1/2"	12"	For valve guides
48	13/32"	2 1/2"	12"	For valve guides					
49	7/16"	2 1/2"	12"	For valve guides					



SPECIALTY DIESEL

BROCHURE